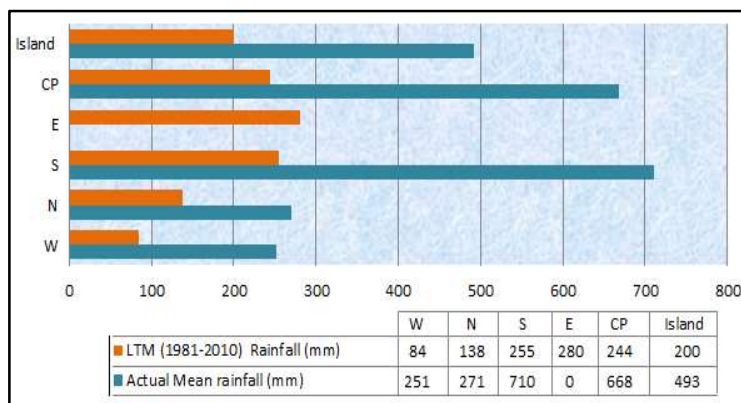


Mauritius Meteorological Services

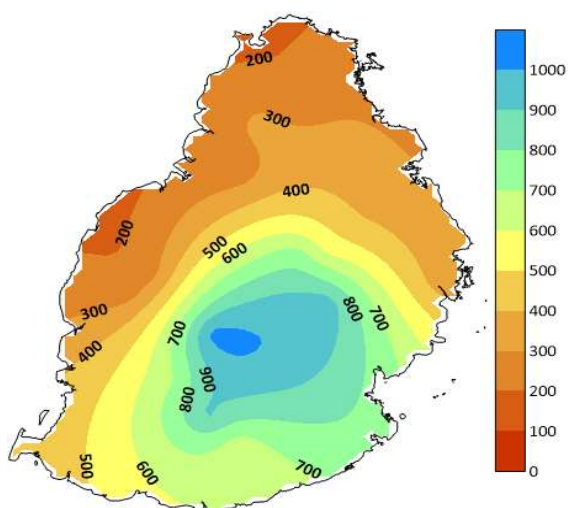
Mean Rainfall for 1-30 April 2021

Mauritius

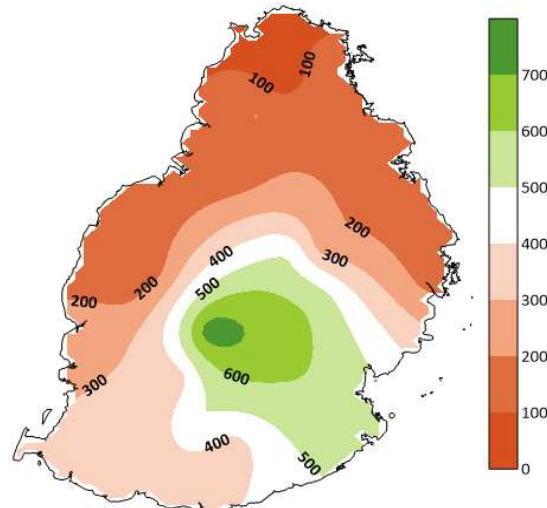
April 2021 is the 5th wettest on records; rainfall amounting to 493mm, representing 247 % of the long-term mean. It ranks the 2nd wettest on record since 1980 and the 1st in the last 20 years. It was very wet to the South and South-east of the island. Excess rainfall of over 500mm was observed locally in the region of Mon Bois, Bois-Cheri, Plaisance and Sans-Souci.



Observed Rainfall(mm)



Rainfall Anomaly (mm)



Outer Islands

		Amount (mm)		
Stations		Actual Rainfall	LTM Rainfall	% of LTM
Rodrigues	Pointe Canon	80	138	58
	Plaine Corail	117	110	106
	Citronelle	128	189	68
Agalega		105	159	66
St Brandon		128	110	116

Mean rainfall at Rodrigues was below normal rainfall.

Agalega recorded well below normal rainfall.

Rainfall was slightly above normal at St. Brandon.

Ram Dhurmea

For Director

11 May2021